



FRONT



**BRINGING SAFETY
BACK TO THE
BEDSIDE®**




www.BeataClasp.com

BACK

— ❖ —

Helping to focus on the 2006 Joint Commission on Accreditation of Healthcare Organizations' Sentinel Event Alert:
Tubing Mismatches
A persistent and potentially deadly occurrence.

The Beata Clasp® provides a visual prompt that encourages the use of the *Line Reconciliation Process* during hand off communication.




ANTA.TRAININGFORNURSES@GMAIL.COM

INSIDE

BEDSIDE ENTANGLEMENT AVOIDANCE TUBING APPARATUS

- Prompts intuitive compliance and directs the caregiver to take correct action
- Offers a natural solution to tubing mismatches & entanglement of multiple lines
- Is a proactive risk reduction device
- Reduces medical errors
- Eliminates waste and rework
- Prevents tripping of patient & staff
- Creates a culture of safety and quality patient centered care by involving patients in discussion of tubing safety
- Decreases contamination, keeps cords off floor
- Excellent versatility allows for variable placement on bedrail and transfer to an IV pole or wheelchair arm, enabling patient ambulation and transportation
- Simple in design, effortless to use, requires minimal training
- Greater caregiver efficiency results when equipment, including all tubing and lines, are organized and in their proper places
- When solutions are provided for patient care issues, improved caregiver satisfaction results
- Greater caregiver safety results when patients are provided access to safety features.

**- LATEX FREE -
- DISPOSABLE -
- SINGLE PATIENT USE -**



Patent Pending

The Beata Clasp® attaches securely to a bedrail or IV pole in seconds. IV, O₂, and other tubing are placed into the circular grooves; then draped over the bedrail or other equipment in a clean and organized fashion.

*Do not permanently attach medical tubing to Beata Clasp®.
- For passive restriction only.-*

— ❖ —